

How to Setup Google Voice

- Google Voice requires a personal Gmail account in order to work
- Google Voice can NOT be setup using your PPSD GAFE account

1. Log into <https://gmail.com> with your **personal Gmail account**
2. Once logged in go to <https://voice.google.com> click continue

→ ↻ voice.google.com/u/0/signup

☰  Voice

Welcome to Google Voice

A free phone number to take control of your communication

By continuing, you accept the [Terms of Service](#) and [Privacy Policy](#)

Continue

3. Choose a Google Voice number nearby cities and select a phone number

↻ voice.google.com/u/0/signup

 Voice


Choose a Google Voice number


Search for available numbers by city or area code.

 Search by city or area code

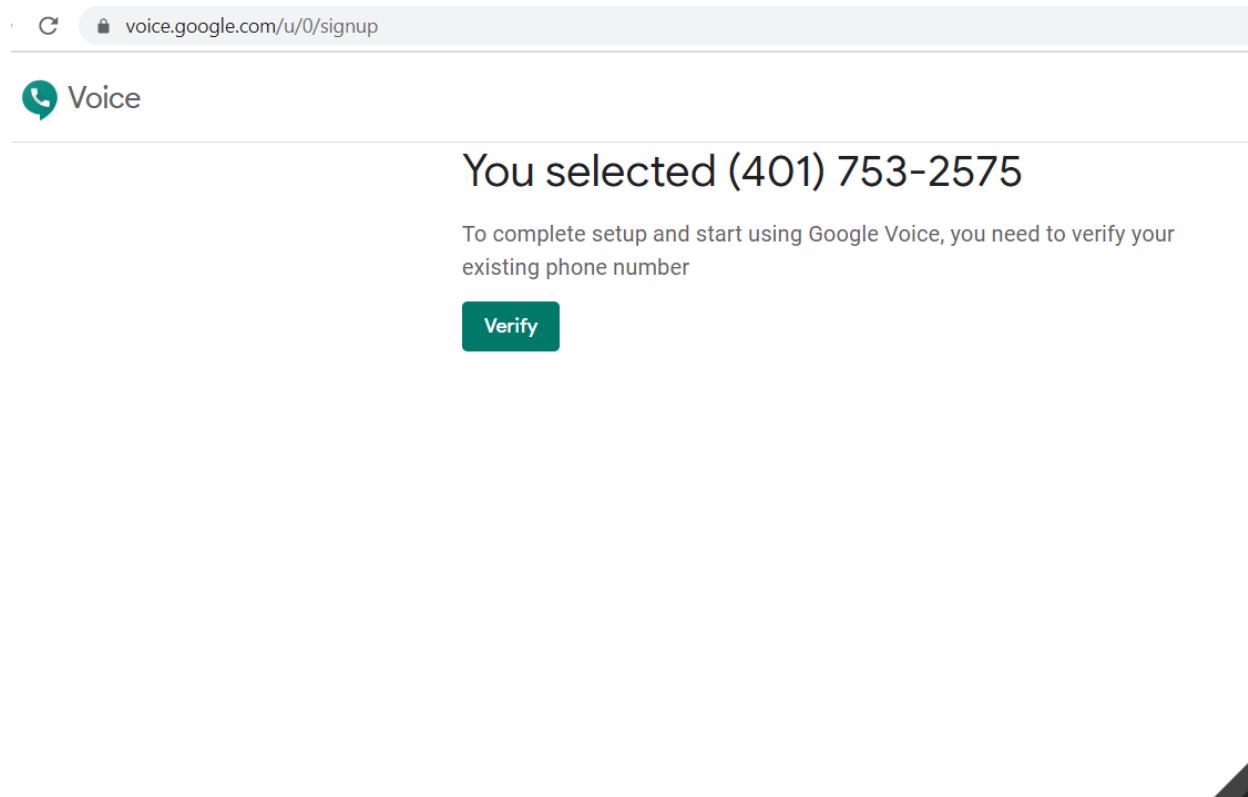
NEARBY CITIES

 Centredale, RI

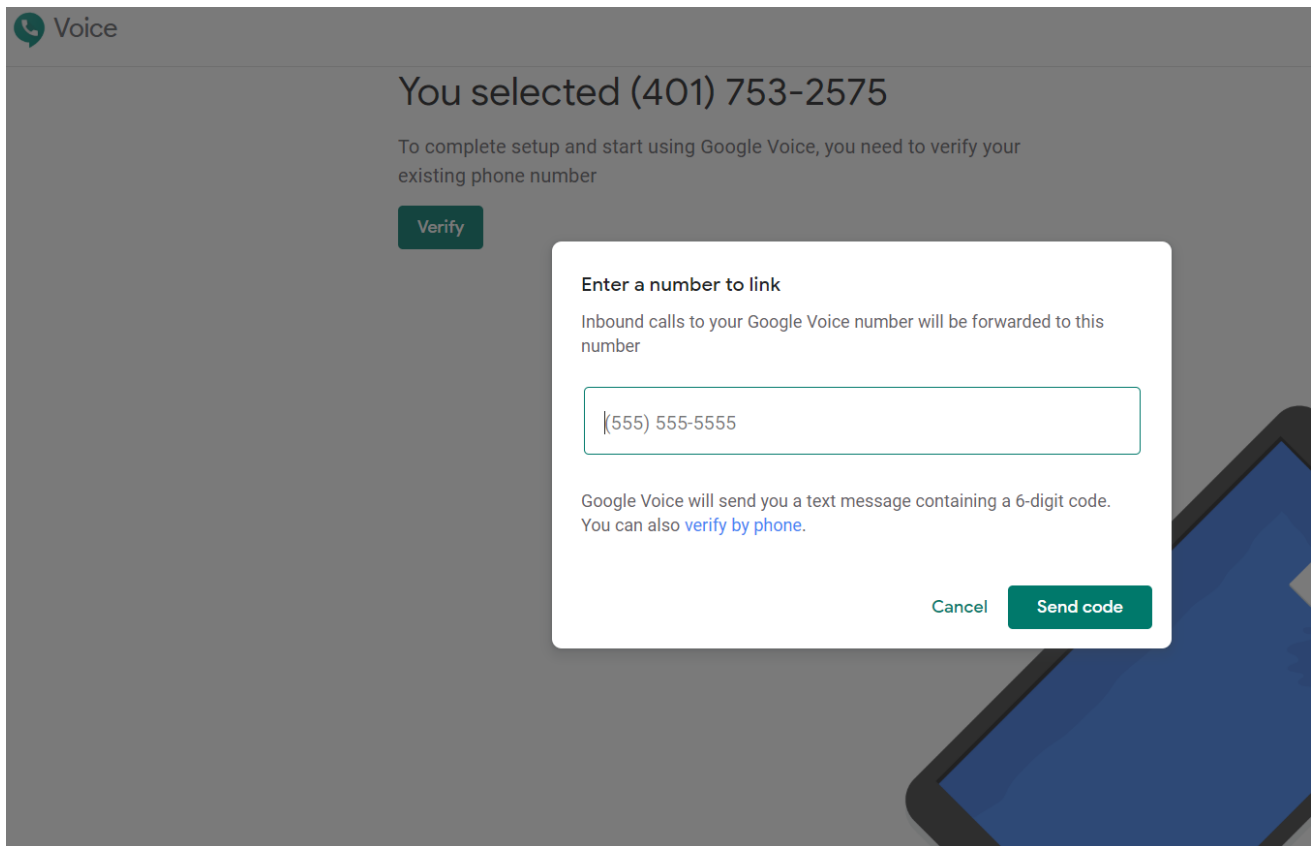
 Pawtucket, RI

 Warren, RI

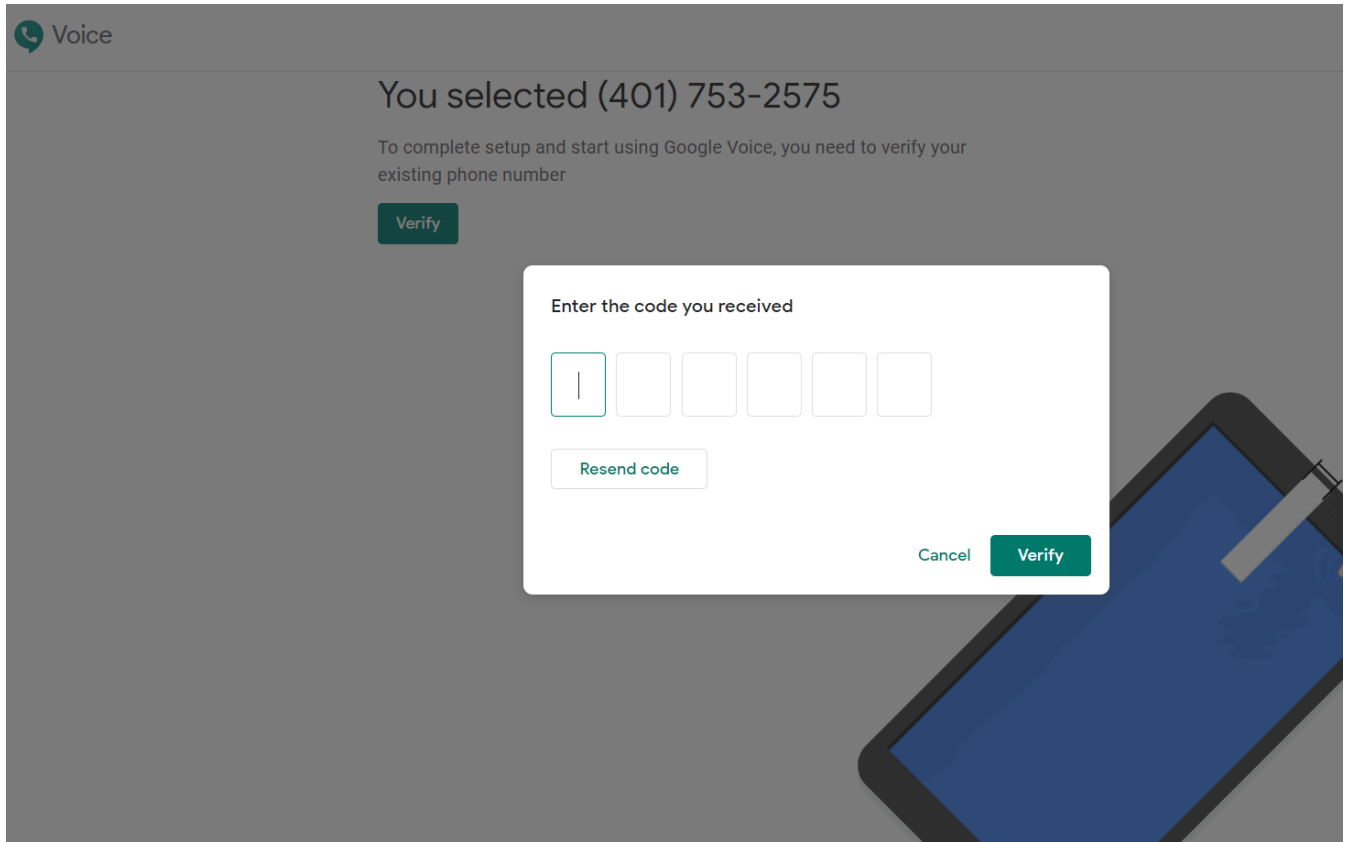
- Once you have selected a phone number verify the number (Click verify)



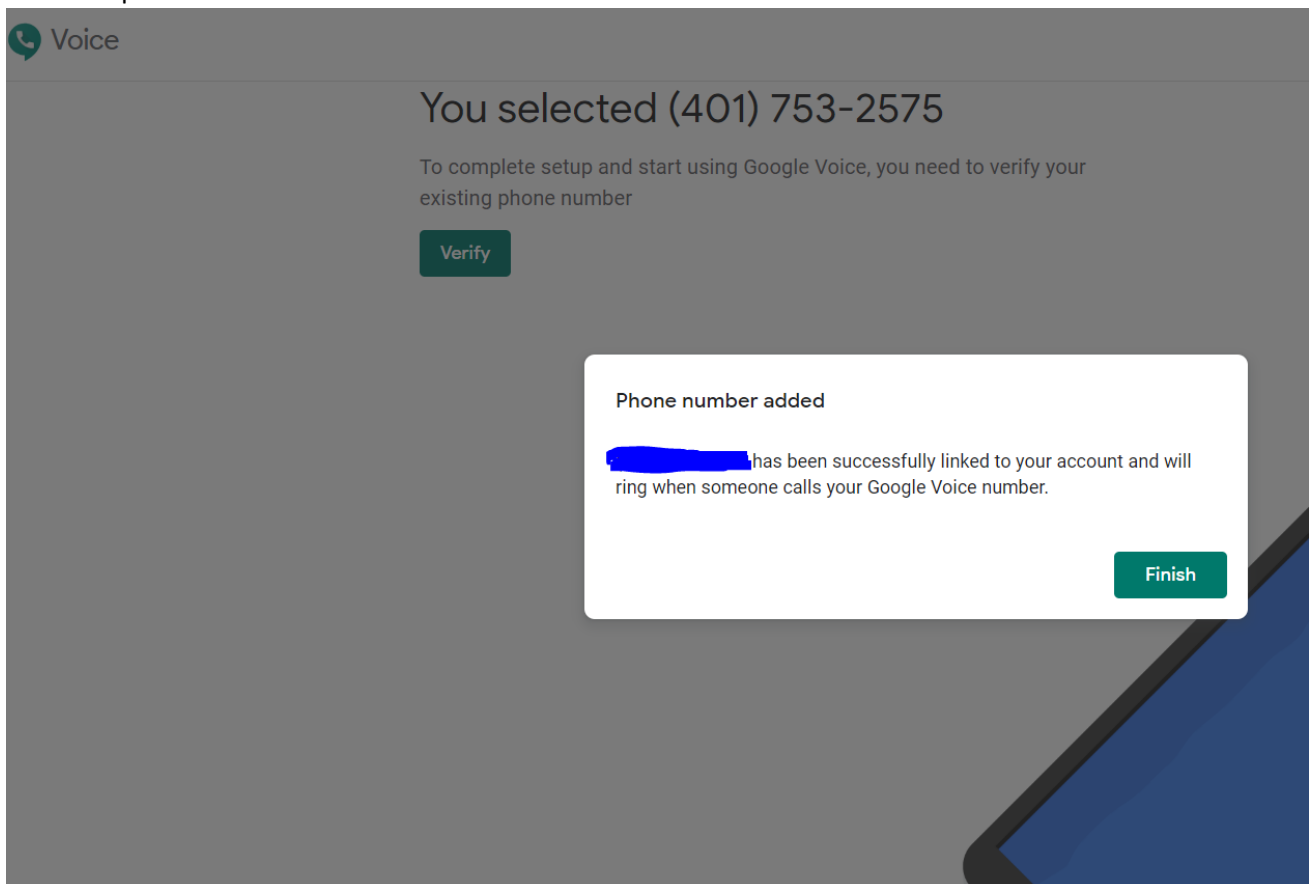
- Type your phone number google voice will send you a text with a verification code.



6. Type your verification code and click verify



7. Once the phone number has been verified click finish



8. Once you have verified the phone number you should all set to call the Google voice number



(401) 753-2575 is all yours

Don't forget: You can use Google Voice on iOS, Android, and the web

Finish

9. See below for the Google Voice Interface via web portal

The screenshot displays the Google Voice web interface. On the left is a navigation sidebar with options: Calls (1), Messages, Voicemail (1), Archive, Spam, and Legacy Google Voice. The main content area features a search bar at the top with the text "Search Google Voice". Below it is a notification from Google Voice: "Welcome to Google Voice. G..." with a timestamp of 11:34 AM and a duration of 00:18. The central area shows a greeting: "'Hi [redacted]" followed by the message "You have 1 missed call and 1 new voicemail". On the right side, there is a call control panel. It includes a "Call as" field with the number "(401) 753-2575", an input field for "Enter a name or number", and a "SUGGESTIONS" section with two redacted entries. Below these is a numeric keypad with letters associated with each number: 1, 2 (ABC), 3 (DEF), 4 (GHI), 5 (JKL), 6 (MNO), 7 (PQRS), 8 (TUV), 9 (WXYZ), *, 0, and #.